



SVUSD
2017-18
CAASPP
Scores

Silver Valley USD

Sept. 11, 2018



“When we tackle obstacles, we find hidden reserves of courage and resilience we did not know we had. And it is only when we are faced with failure do we realize that these resources were always there with in us. . .”

~~A. P. J. Abdul Kalam, Indian Statesman

What we know



Highest Performing District in the High Desert!



Highest Graduation Rate in San Bernardino County!

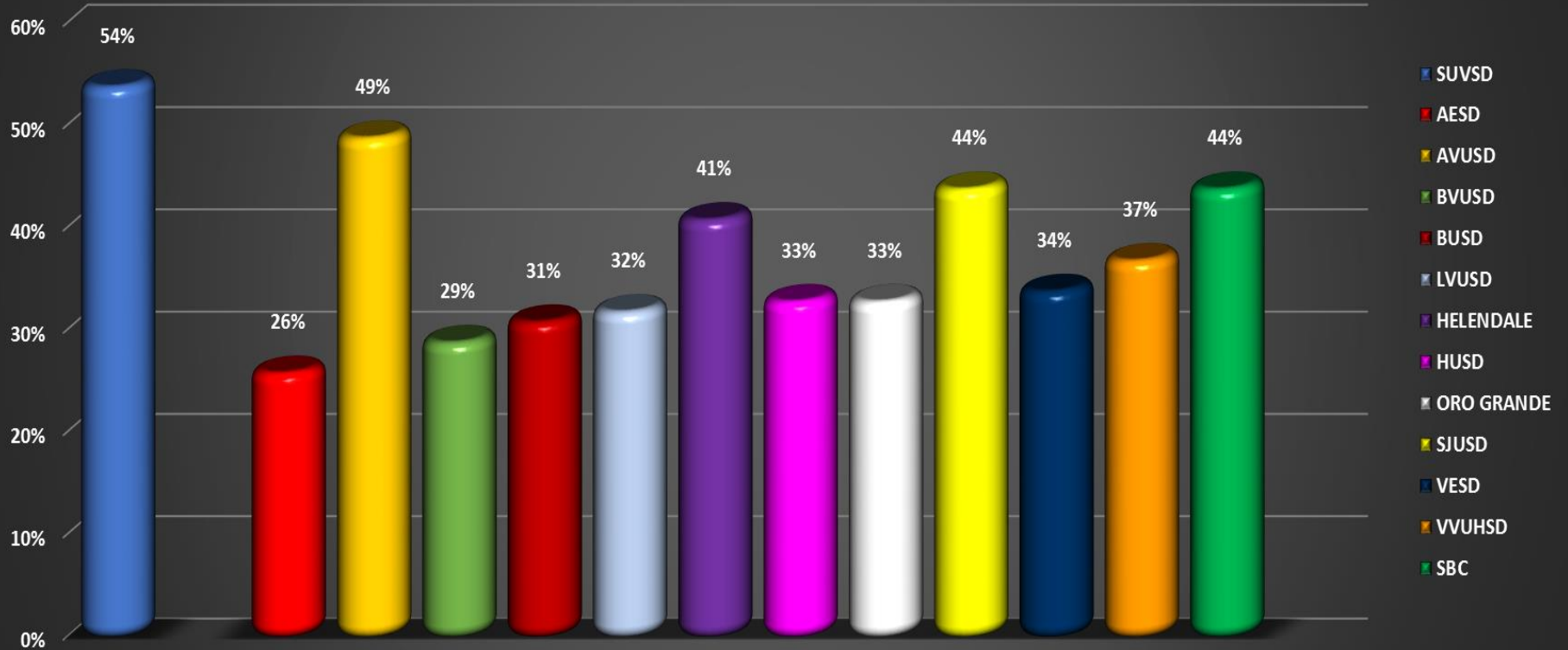


Lowest Dropout Rate in SBC!



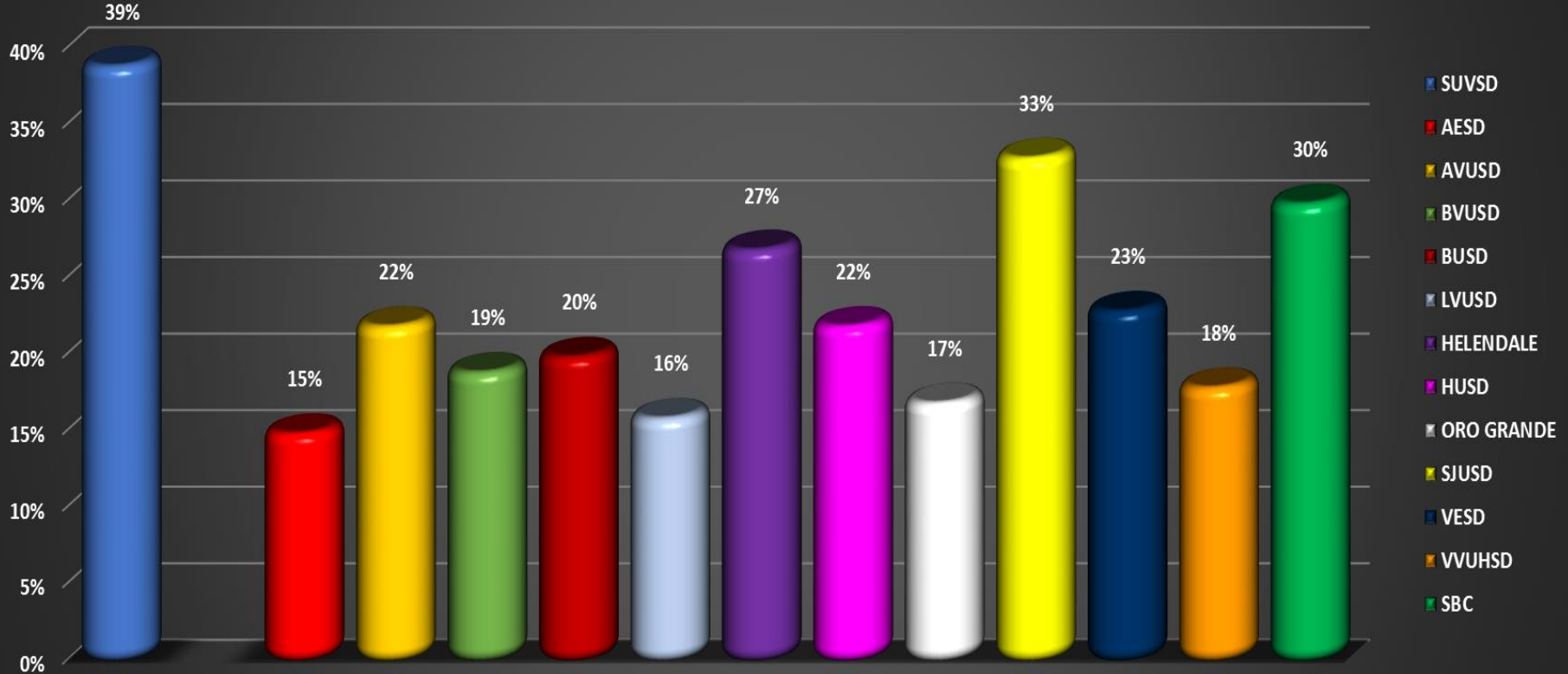
**7th & 8th, Out of 34 Districts in SBC, in Math & ELA
Achievement Scores!**

ELA Results



CAASPP Math

Math Results



HD Districts Change from 16-17

Districts	SVUSD	AESD	AVUSD	BVUSD	BUSD	LVUSD	HSD	HUSD	OGSD	SJUSD	VESD	VVUHSD
ELA	6%	4%	10%	12%	2%	2%	1%	1%	1%	1%	2%	4%
Math	0%	3%	2%	5%	1%	0%	1%	1%	4%	1%	2%	1%

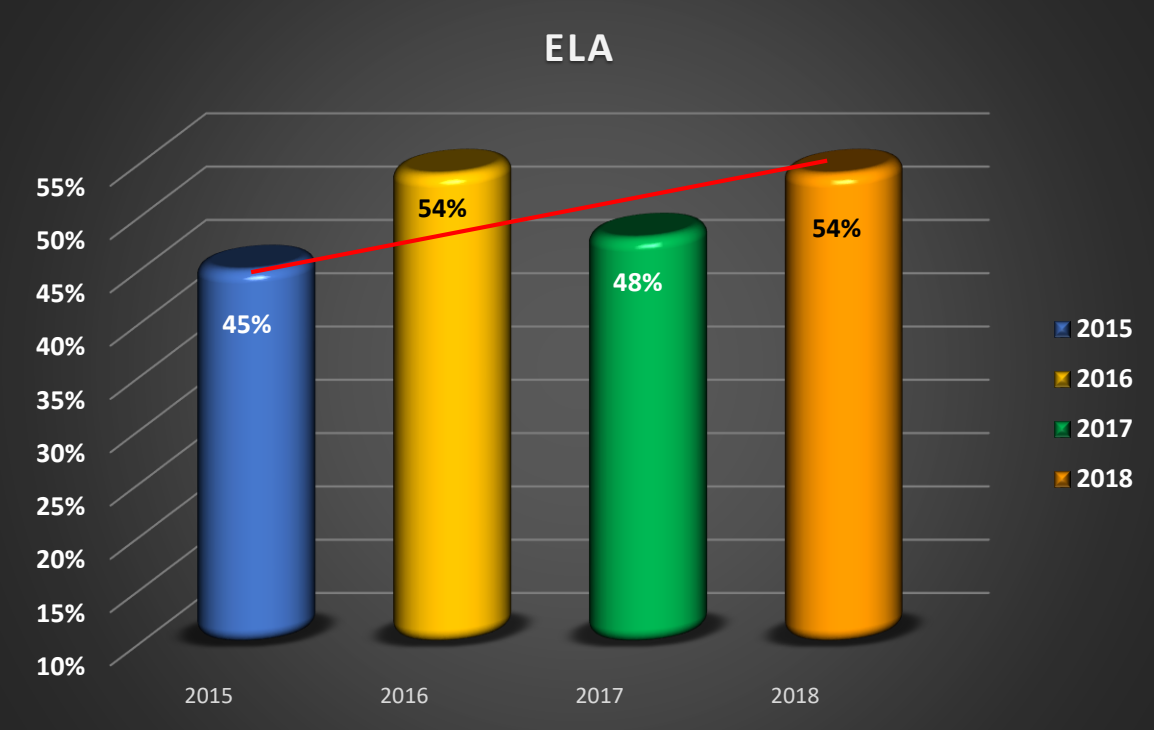
HD Districts ELA Gr. Level

ELA	SVUSD	AESD	AVUSD	BVUSD	BUSD	HESD	HUSD	OGSD	LVUSD	SJUSD	VESD	VVUHSD	SBC
3rd Gr	47%	29%	42%	0%	26%	45%	32%	31%	46%	38%	32%		43%
4th Gr	52%	29%	43%	0%	27%	44%	36%	25%	24%	39%	20%		42%
5th Gr	51%	28%	38%	0%	30%	57%	34%	40%	41%	44%	34%		44%
6th Gr	55%	23%	39%	0%	33%	44%	35%	27%	24%	41%	39%		43%
7th Gr	51%	27%	37%	27%	30%	34%	27%	25%	37%	46%		38%	43%
8th Gr	58%	22%	38%	36%	42%	32%	30%	31%	20%	42%		34%	42%
11th Gr	63%		46%	87%	40%	38%	39%	70%	52%	56%		40%	52%

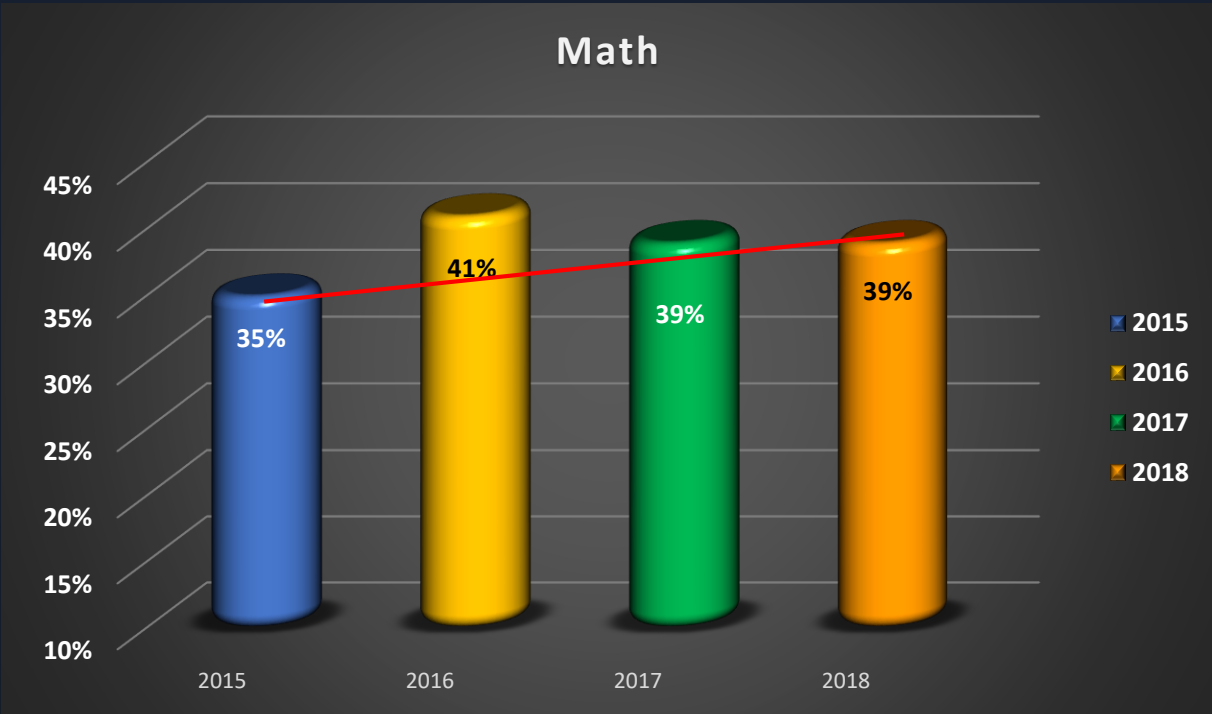
HD Districts Math Gr. Level

MATH	SVUSD	AESD	AVUSD	BVUSD	BUSD	HESD	HUSD	OGSD	LVUSD	SJUSD	VESD	VVUHSD	SBC
3rd Gr	49%	25%	39%	0%	19%	42%	33%	26%	28%	36%	29%		42%
4th Gr	30%	17%	31%	0%	21%	39%	28%	21%	15%	26%	22%		33%
5th Gr	36%	13%	21%	0%	16%	41%	21%	24%	10%	28%	18%		27%
6th Gr	40%	13%	25%	0%	23%	36%	23%	16%	13%	36%	22%		30%
7th Gr	42%	13%	19%	27%	17%	16%	15%	13%	12%	35%		23%	28%
8th Gr	44%	10%	23%	36%	23%	15%	11%	6%	15%	43%		19%	27%
11th Gr	29%		18%	53%	15%	11%	21%	23%	22%	28%		14%	25%
Overall	39%	15%	22%	19%	20%	27%	22%	17%	16%	33%	23%	18%	30%

SVUSD 4-Year Comparison ELA

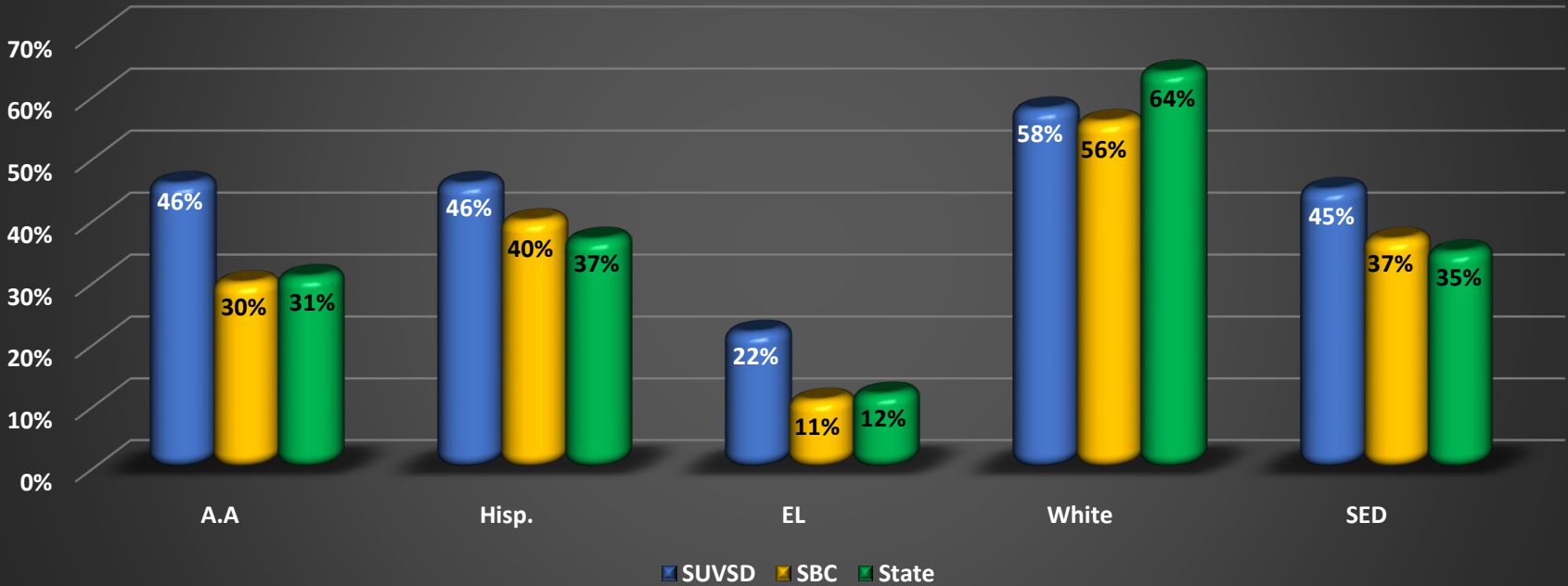


SVUSD 4-Year Comparison Math



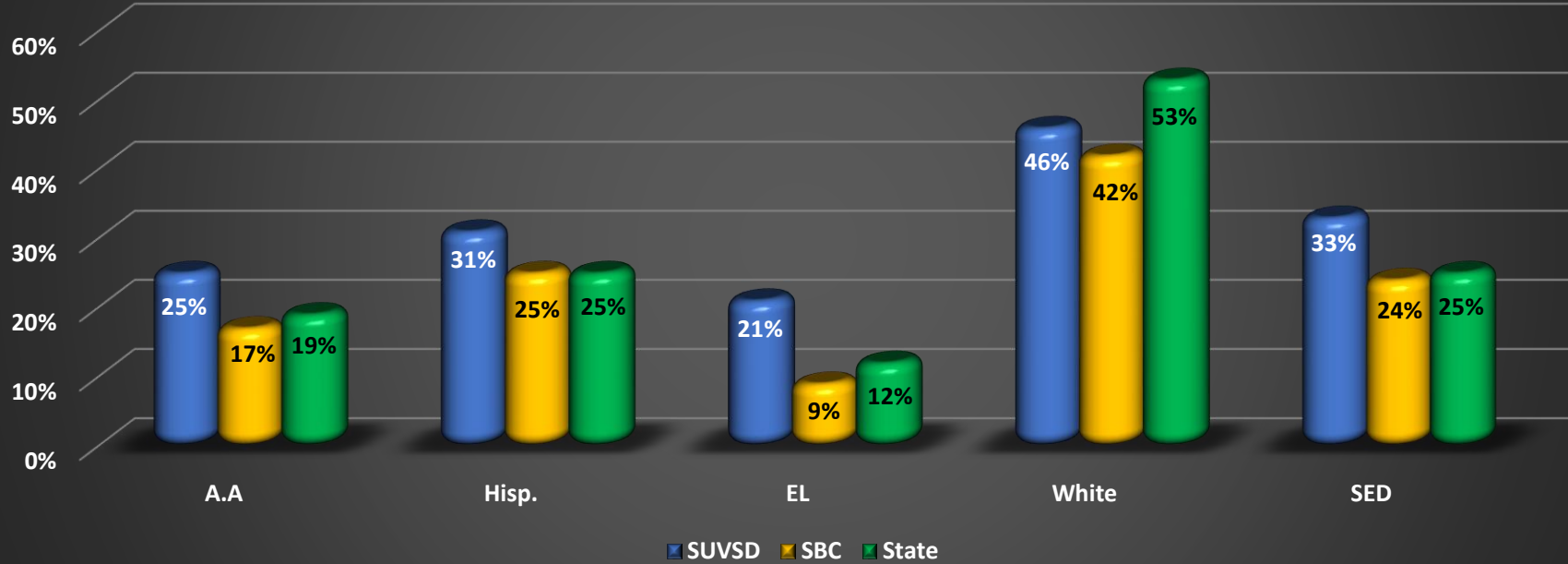
2018 Subgroup Comparison ELA

Sub Group ELA Data



2018 Subgroup Comparison Math

Sub Group Math Data



SUVSD Next Steps...



Planning

- High School Math Dept.
- 3rd-8th Gr. Math Leaders
- “Math Reboot”

Adoptions

- Math 6th-8th
- ELA 2nd-4th & 6th-8th
- Supplemental Materials



Pat Pavelka

- Writing Strategies
- Focus on PT Data
- Coaching for Teacher Leaders

Alicia O’Neil & Kristin Hilty

- Math Practices
- Instructional Strategies
- Coaching for Teacher Leaders



Questions?